

Modular manifolds with valves

Art. 460 – 460b



100% MADE IN ITALY

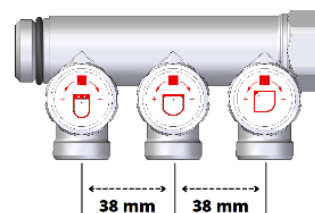
Function

Pintossi+C modular manifolds with valves are the perfect solution to be used on sanitary or heating systems. The valves assembled on each outlet allow the regulation of the flow and the exclusion of the supply terminal for maintenance works. The ergonomic wheel-handle makes the opening/closing operation very easy. Each manifold is supplied with specific red and blue labels (hot and cold) for the correct designation of the outlet. The sealing is guaranteed by **PTM system** (Pintossi soft sealing), which allow a quick and safe installation, without the use of additional sealing materials, like hemp or PTFE ribbon, which make possible a perfect **self-aligning connection**.

Product range

3/4" X 24x19	2 ways	Interaxis 38mm
3/4" X 24x19	3 ways	Interaxis 38mm
3/4" X 24x19	4 ways	Interaxis 38mm
3/4" X 1/2"*	2 ways	Interaxis 38mm
3/4" X 1/2"*	3 ways	Interaxis 38mm
3/4" X 1/2"*	4 ways	Interaxis 38mm
1" X 24x19	2 ways	Interaxis 38mm
1" X 24x19	3 ways	Interaxis 38mm
1" X 24x19	4 ways	Interaxis 38mm

*on request



Technical specifications

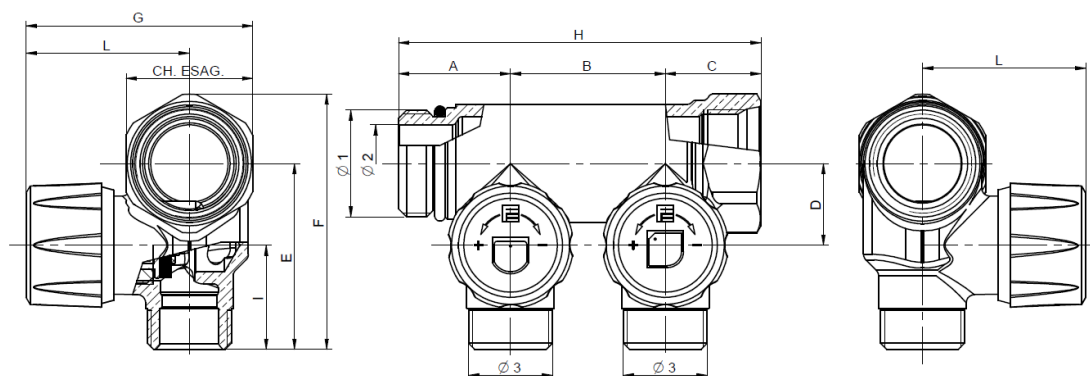
Fluids:	Water or glycol solutions
Max. glycole:	30%
Max. working temp.:	100°C
Max. working pressure:	10 bar

Materials

Body:	Brass CB753S
Screw:	Brass CW617N
Gaskets:	NBR

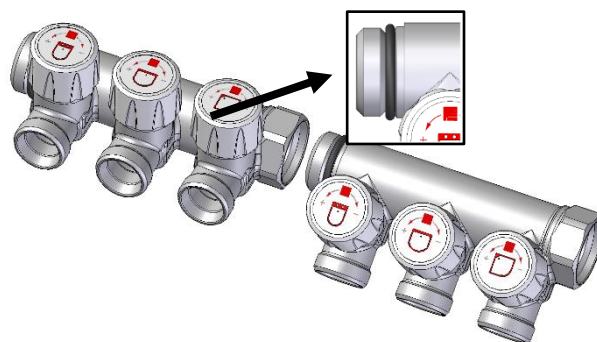
Dimensions

VIE	Ø1	Ø3	A	B	C	D	H	I	L
2	3/4"	24X19	27,5	38	23,5	20	89	25,5	40
3	3/4"	24X19	27,5	38	23,5	20	127	25,5	40
4	3/4"	24X19	27,5	38	23,5	20	165	25,5	40
2	3/4"	1/2"	27,5	38	23,5	20	89	25,5	40
3	3/4"	1/2"	27,5	38	23,5	20	127	25,5	40
4	3/4"	1/2"	27,5	38	23,5	20	165	25,5	40
2	1"	24X19	27,5	38	23,5	20	91	25,5	40
3	1"	24X19	27,5	38	23,5	20	129	25,5	40
4	1"	24X19	27,5	38	23,5	20	167	25,5	40



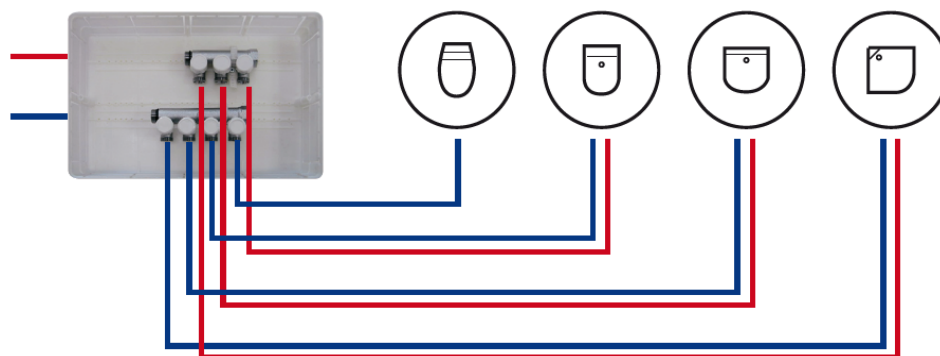
Self-aligning and PTM system

Thanks to the **PTM system** (Pintossi Soft Sealing) the manifolds can be assembled without the use of additional sealing materials, like hemp or teflon. Besides the specific **offset threads** grants a **perfect manifolds self-aligning**, saving time during installation and avoiding potential leakages. For the correct sealing it's not necessary the use of specific tightening tools.



Labels and handling

Pintossi+C manifolds are equipped with **red and blue labels** (cold/hot) for the correct designation of the supply terminals. Thanks to the special ergonomic handles the rotation of the knobs can be done in a very easy and quick way.



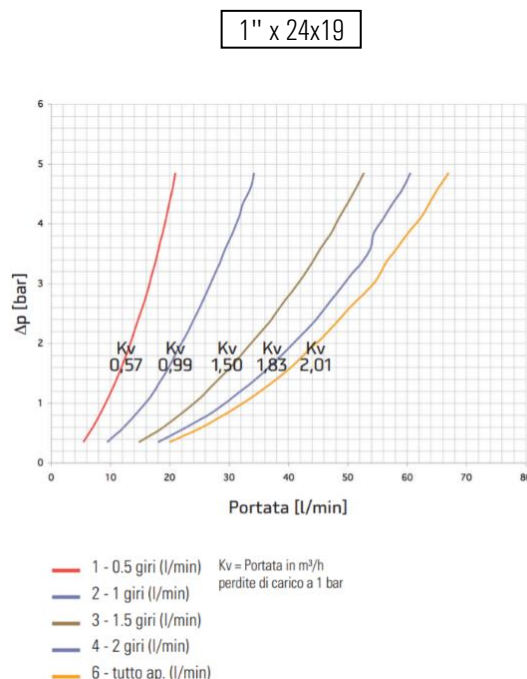
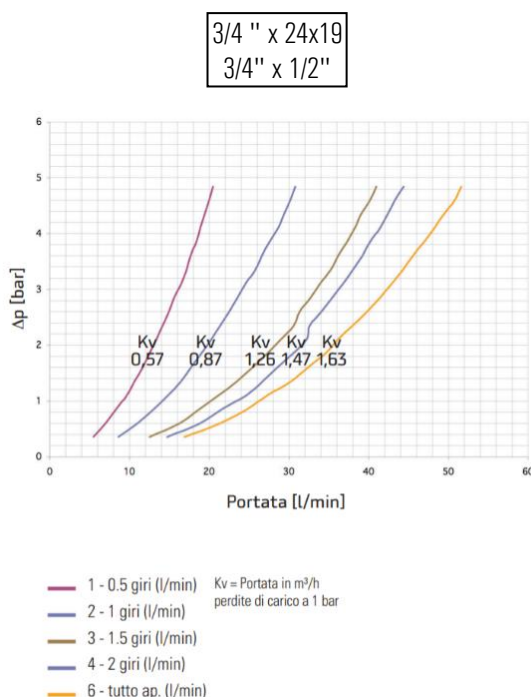
The manifolds can be installed in Pintossi plastic boxes art.472. Screws and brackets are included, with the dedicated instructions for the correct installation.



Hydraulic characteristics

Diagrams below show the outlets head loss considering the different knobs rotations.

Thanks to their interal geometry, the **flow rates** of manifolds series 460 are **very high**. The outlets thread allows the use of plastic and multilayers pipes from $\varnothing 14$ up to $\varnothing 20$.



Fluid characteristics

Reference standard for water treatments in heating systems is Norm UNI 8065:2019 which regulates the parameters that must be observed to avoid scale and corrosion phenomena.

In order to grant product warranty, the fluid characteristics must comply with the rules in force in the country of relevance or at least present features not less to the ones prescribed by the Norm UNI 8065:2019.

In particular, minimum standards necessary but not sufficient to control are the following:

Fluid aspect: Limpid

PH: Between 7 and 8

Iron (FE): < 0,5 mg/kg (< 0,1 mg/kg for steam)

Copper (CU): < 0,1 mg/kg (< 0,05 mg/kg for steam)

Antifreeze: Passivated Propylene Glycol

Conditioning: as indicated by the producer

In any case when using antifreeze and conditioning solutions, is required to control and verify the correct compatibility between these substances and the construction materials stated in Pintossi+C technical datasheet.